

**ENGLISH:**


1. Write letter ' H ' in workbook pg no- 21,22

The worksheet is enclosed in a large black border. Inside, there is a central orange box containing a dotted 'H' with arrows indicating stroke order: down, across, and down. To the right of this box are two rows of handwriting lines, each containing four dotted 'H's for tracing. Below these are three more rows of handwriting lines, each containing six dotted 'H's for independent practice. At the bottom of the worksheet is a white box with an orange border. On the left side of this box is a large, hollow outline of the letter 'H'. On the right side is a cartoon illustration of a cracked egg with a smiling yolk. Below the illustration, the word 'Huevo' is written in a cursive font, with the first letter 'H' being dotted for tracing.

# MATHS:

1. Write number 8 in notebook




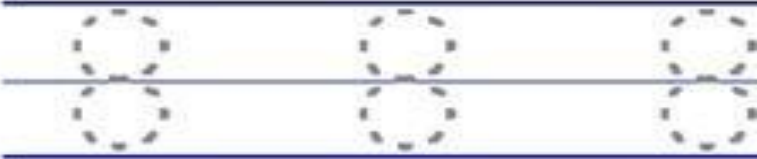


Name \_\_\_\_\_



## Practice Printing

### Numerals

Trace the numbers with a pencil.  
Follow the direction of the arrows.



Copyright© 2005 Comp Ed, Inc. Educational Worksheets [www.schoolexpre](http://www.schoolexpress.com)

## **HINDI:**

1. वीडियो को ध्यान से देखें और इन फलों के नामों को दोहराएँ |

<https://youtu.be/RSxawYkYbW0?t=8>

## **UOI:**

Do the task as instructed

**Grade:- Vatika ( Early Years)**

**Theme-1: Who we are  
(Formative Assessment)**

**Conceptual understanding :** Numbers can be used in different ways to make sense of the world.

- Task :** 1. Draw family portrait of your paternal and maternal side on T-chart.  
2. Count and write numbers of family members in each family.

### **T- Chart**

**Paternal side family**

**Maternal side family**

**Write numbers of family members :**

**Write numbers of family members :**

## Rubric

I drew my family portrait independently	I can count and write numbers of family members	I used my thinking skill while doing this task	Total

Learner will assess themselves on the above given criteria .

Key to grading : For yes draw 😊

For no draw 😞

### Music :

Watch the video and sing aloud the rhyme एक चिड़िया के बच्चे चार

<https://www.youtube.com/watch?v=H8gyxm4vVHE>

### Theme Book :

Do page numbers 0, 2, 73 and 82 in theme book.